

Part II: Outcomes of Efforts, FY 2008

National Performance Indicators – Agency-Level Forms

Name of Agency Reporting: _____

Goal 1: Low-income people become more self-sufficient.


National Performance Indicator 1.1 Employment The number and percentage of low-income participants in Community Action employment initiatives who get a job or become self-employed as measured by <u>one or more</u> of the following:	A.) Number of Participants Enrolled in Program(s) (#)	B.) Number of Participants Expected to Achieve Outcome in Reporting Period (Target) (#)	C.) Number of Participants Achieving Outcome in Reporting Period (Actual) (#)	D.) Percentage Achieving Outcome in Reporting Period [C / B = D] (%)
A. Unemployed and obtained a job (Pg.11)				
B. Employed and obtained an increase in employment income (Pg.12)				
C. Achieved “living wage” employment and benefits (Pg.12)				
<i>In the rows below, please include any additional indicators that were not captured above.</i>				

← Guide Pages 9-13

Goal 1: Low-income people become more self-sufficient.

<p>National Performance Indicator 1.2</p> <p>Employment Supports</p> <p>The number of low-income participants for whom barriers to initial or continuous employment are reduced or eliminated through assistance from Community Action as measured by <u>one or more</u> of the following:</p>	<p>Number of Participants Enrolled in Program(s)</p> <p>(#)</p>	<p>Number of Participants Achieving Outcome in Reporting Period</p> <p>(#)</p>
<p>A. Obtained pre-employment skills/competencies required for employment and received training program certificate or diploma (Pg.15)</p>		
<p>B. Completed ABE/GED and received certificate or diploma (Pg.16)</p>		
<p>C. Completed post-secondary education program and obtained certificate or diploma (Pg.16)</p>		
<p>D. Enrolled children in before or after school programs, in order to gain or maintain employment (Pg.16)</p>		
<p>E. Obtained care for child or other dependent in order to gain or maintain employment (Pg.17)</p>		
<p>F. Obtained access to reliable transportation and/or driver's license in order to gain or maintain employment (Pg.17)</p>		
<p>G. Obtained health care services for themselves or a family member in support of family stability needed to gain or retain employment (Pg.17)</p>		
<p>H. Obtained safe and affordable housing in support of family stability needed to gain or retain employment (Pg.18)</p>		
<p>I. Obtained food assistance in support of family stability needed to gain or retain employment (Pg.18)</p>		
<p><i>In the rows below, please include any additional indicators that were not captured above.</i></p>		

Goal 1: Low-income people become more self-sufficient.

National Performance Indicator 1.3 Economic Asset Enhancement and Utilization The number and percentage of low-income households that achieve an increase in financial assets and/or financial skills as a result of Community Action assistance, and the aggregated amount of those assets and resources for all participants achieving the outcome, as measured by <u>one or more</u> of the following:		 Guide Pages 19-20	B.) Number of Participants Expected to Achieve Outcome in Reporting Period (Target) (#)	C.) Number of Participants Achieving Outcome in Reporting Period (Actual) (#)	D.) Percentage Achieving Outcome in Reporting Period [C / B = D] (%)	E.) Aggregated Dollar Amounts (Payments, Credits or Savings) (\$)
E N H A N C E M E N T	1. Number and percent of participants in tax preparation programs who identify any type of Federal or State tax credit and the aggregated dollar amount of credits (Pg.19)					
	2. Number and percentage of obtained court-ordered child support payments and the expected annual aggregated dollar amount of payments (Pg.19)					
	3. Number and percentage enrolled in telephone lifeline and/or energy discounts with the assistance of the agency and the expected aggregated dollar amount of savings (Pg.19)					
<i>In the rows below, please include any additional indicators that were not captured above.</i>						

	National Performance Indicator 1.3 (Continued)		B.) Number of Participants Expected to Achieve Outcome in Reporting Period (Target)	C.) Number of Participants Achieving Outcome in Reporting Period (Actual)	D.) Percentage Achieving Outcome in Reporting Period [C / B = D]	E.) Aggregated Dollar Amounts (Payments, Credits or Savings)																				
	Economic Asset Enhancement and Utilization	A.) Number of Participants Enrolled in Program(s)																								
		Guide Pages 19-20																								
		(#)	(#)	(#)	(%)	(\$)																				
U T I L I Z A T I O N	1. Number and percent demonstrating ability to complete and maintain a budget for over 90 days (Pg.20)					N/A																				
	2. Number and percent opening an Individual Development Account (IDA) or other savings account and increased savings, and the aggregated amount of savings (Pg.20)																									
	3. Of participants in a Community Action asset development program (IDA and others):																									
	<table border="1" style="width: 100%; border-collapse: collapse;"> <tr> <td style="width: 20px; text-align: center;">a.</td> <td style="width: 80%;">a. Number and percent capitalizing a small business with accumulated savings</td> <td></td> <td></td> <td></td> <td></td> <td></td> </tr> <tr> <td style="text-align: center;">b.</td> <td>b. Number and percent pursuing post-secondary education with savings</td> <td></td> <td></td> <td></td> <td></td> <td></td> </tr> <tr> <td style="text-align: center;">c.</td> <td>c. Number and percent purchasing a home with accumulated savings (Pg.20)</td> <td></td> <td></td> <td></td> <td></td> <td></td> </tr> </table>	a.	a. Number and percent capitalizing a small business with accumulated savings						b.	b. Number and percent pursuing post-secondary education with savings						c.	c. Number and percent purchasing a home with accumulated savings (Pg.20)									
a.	a. Number and percent capitalizing a small business with accumulated savings																									
b.	b. Number and percent pursuing post-secondary education with savings																									
c.	c. Number and percent purchasing a home with accumulated savings (Pg.20)																									
<i>In the rows below, please include any additional indicators that were not captured above.</i>																										

Agency Notes and Clarifications on Goal 1: Low-income people become more self-sufficient.
[See *Instructions*, pages 50-51]

Goal 2: The conditions in which low-income people live are improved.

<p><u>National Performance Indicator 2.1</u></p> <p>Community Improvement and Revitalization</p> <p>Increase in, or safeguarding of, threatened opportunities and community resources or services for low-income people in the community as a result of Community Action projects/initiatives or advocacy with other public and private agencies, as measured by one or more of the following:</p>	<p>Number of Projects or Initiatives</p> <p>(#)</p>	<p>Number of Opportunities and/or Community Resources Preserved or Increased</p> <p>(#)</p>
<p>A. Accessible “living wage” jobs created, or saved from reduction or elimination in the community (Pg.24)</p>		
<p>B. Safe and affordable housing units created in the community (Pg.25)</p>		
<p>C. Safe and affordable housing units in the community preserved or improved through construction, weatherization or rehabilitation achieved by Community Action activity or advocacy (Pg.25)</p>		
<p>D. Accessible and affordable health care services/facilities for low-income people created, or saved from reduction or elimination (Pg.25)</p>		
<p>E. Accessible safe and affordable child care or child development placement opportunities for low-income families created, or saved from reduction or elimination (Pg.26)</p>		
<p>F. Accessible before-school and after-school program placement opportunities for low-income families created, or saved from reduction or elimination (Pg.26)</p>		
<p>G. Accessible new or expanded transportation resources, or those that are saved from reduction or elimination, that are available to low-income people, including public or private transportation (Pg.26)</p>		
<p>H. Accessible or increased educational and training placement opportunities, or those that are saved from reduction or elimination, that are available for low-income people in the community, including vocational, literacy, and life skill training, ABE/GED, and post-secondary education (Pg.27)</p>		
<p><i>In the rows below, please include any additional indicators that were not captured above.</i></p>		

Goal 2: The conditions in which low-income people live are improved.

<p><u>National Performance Indicator 2.2</u> ← Guide Pages 27-30</p> <p>Community Quality of Life and Assets</p> <p>The quality of life and assets in low-income neighborhoods are improved by Community Action initiative or advocacy, as measured by one or more of the following:</p>	<p>Number of Program Initiatives or Advocacy Efforts</p> <p>(#)</p>	<p>Number of Community Assets, Services, or Facilities Preserved or Increased</p> <p>(#)</p>
<p>A. Increases in community assets as a result of a change in law, regulation or policy, which results in improvements in quality of life and assets (Pg.29)</p>		
<p>B. Increase in the availability or preservation of community facilities (Pg.29)</p>		
<p>C. Increase in the availability or preservation of community services to improve public health and safety (Pg.29)</p>		
<p>D. Increase in the availability or preservation of commercial services within low-income neighborhoods (Pg.30)</p>		
<p>E. Increase in or preservation of neighborhood quality-of-life resources (Pg.30)</p>		
<p><i>In the rows below, please include any additional indicators that were not captured above.</i></p>		

Agency Notes and Clarifications on Goal 2: The conditions in which low-income people live are improved.

[See *Instructions*, pages 50-51]

Goal 3: Low-income people own a stake in their community.

<p>National Performance Indicator 3.1</p> <p>Civic Investment</p> <p>The number of volunteer hours donated to Community Action.</p>	<p>← Guide Pages 30-31</p> <p>Total Number of Volunteer Hours</p> <p>(#)</p>
<p>Total number of hours volunteered to Community Action * (Pg.31)</p>	
<p><i>In the rows below, please include any additional indicators that were not captured above.</i></p>	

* This area will be pre-filled from the data reported in Part I: Section F, Subsection IV (g) of the CSBG/IS Survey.

Goal 3: Low-income people own a stake in their community.

<p>National Performance Indicator 3.2</p> <p>Community Empowerment Through Maximum Feasible Participation</p> <p>The number of low-income people mobilized as a direct result of Community Action initiative to engage in activities that support and promote their own well-being and that of their community as measured by <u>one or more</u> of the following:</p>	<p>← Guide Pages 31-34</p> <p>Number of Low-Income People</p> <p>(#)</p>
<p>A. Number of low-income people participating in formal community organizations, government, boards or councils that provide input to decision-making and policy-setting through Community Action efforts (Pg.32)</p>	
<p>B. Number of low-income people acquiring businesses in their community as a result of Community Action assistance (Pg.33)</p>	
<p>C. Number of low-income people purchasing their own homes in their community as a result of Community Action assistance (Pg.33)</p>	
<p>D. Number of low-income people engaged in non-governance community activities or groups created or supported by Community Action (Pg.33)</p>	
<p><i>In the rows below, please include any additional indicators that were not captured above.</i></p>	

Agency Notes and Clarifications on Goal 3: Low-income people own a stake in their community.

[See *Instructions*, pages 50-51]

Goal 4: Partnerships among supporters and providers of services to low-income people are achieved.

<p><u>National Performance Indicator 4.1</u></p> <p>Expanding Opportunities Through Community-Wide Partnerships</p> <p>The number of organizations, both public and private, that Community Action actively works with to expand resources and opportunities in order to achieve family and community outcomes.</p>	<p>Number of Organizational Partnerships</p> <p>(#)</p>	<p>Number of These Partnerships That Were with Faith-Based Organizations</p> <p>(#)</p>
<p>Number of organizations that Community Action agencies work with to promote family and community outcomes (Pg.35)</p>		
<p><i>In the rows below, please include any additional indicators that were not captured above.</i></p>		

← Guide Pages 34-35

Agency Notes and Clarifications on Goal 4: Partnerships among supporters and providers of services to low-income people are achieved.

[See *Instructions*, pages 50-51]

Goal 5: Agencies increase their capacity to achieve results.

National Performance Indicator 5.1 Broadening the Resource Base	Dollars Mobilized	Percentage Of Total
The number of dollars mobilized by Community Action, including amounts and percentages from:* (Pg.36)	(\$)	(%)
A. Community Services Block Grant (CSBG)		
B. Non-CSBG Federal Programs		
C. State Programs		
D. Local Public Funding		
E. Private Sources (including foundations and individual contributors, goods and services donated)		
TOTAL		100%
<i>In the rows below, please include any additional indicators that were not captured above.</i>		


Guide
Page 35-36

* This area will be pre-filled from the data reported in Part I: Section F, Subsection I - IV of the CSBG/IS Survey.


Agency Notes and Clarifications on Goal 5: Agencies increase their capacity to achieve results.

[See *Instructions*, pages 50-51]

Goal 6: Low-income people, especially vulnerable populations, achieve their potential by strengthening family and other supportive environments.

<p><u>National Performance Indicator 6.1</u></p> <p>Independent Living</p> <p>The number of vulnerable individuals receiving services from Community Action who maintain an independent living situation as a result of those services: (Pg.37)</p>	 <div style="border: 1px solid black; padding: 2px; display: inline-block;"> Guide Pages 36-38 </div>	<p>Number of Vulnerable Individuals Living Independently (#)</p>
<p>A. Senior Citizens</p>		
<p>B. Individuals with Disabilities</p>		
<p><i>In the row below, please include any additional measure that was not captured above.</i></p>		

Goal 6: Low-income people, especially vulnerable populations, achieve their potential by strengthening family and other supportive environments.

<p><u>National Performance Indicator 6.2</u></p> <p>Emergency Assistance</p> <p>The number of low-income individuals or families served by Community Action who sought emergency assistance including such services as:</p>	 <div style="border: 1px solid black; padding: 2px; display: inline-block;"> Guide Pages 38-43 </div>		
<p>A. Food –Indicate <u>your state's</u> unit of measurement, such as bags, packages, cartons, families, individuals, etc. (Pg.40)</p>	<p>Unit of Measurement</p>	<p>Number Seeking Assistance (#)</p>	<p>Number Receiving Assistance (#)</p>
<p>B. Emergency Vendor Payments, including Fuel and Energy Bills and Rent/Mortgage Payments (Pg.41)</p>	<p>Households</p>		
<p>C. Temporary Shelter (Pg.41)</p>	<p>Households</p>		
<p>D. Emergency Medical Care (Pg.41)</p>	<p>Households</p>		
<p>E. Protection from Violence (Pg.42)</p>	<p>Households</p>		
<p>F. Legal Assistance (Pg.42)</p>	<p>Households</p>		
<p>G. Transportation (Pg.42)</p>	<p>Households</p>		
<p>H. Disaster Relief (Pg.43)</p>	<p>Households</p>		
<p>I. Clothing (Pg.43)</p>	<p>Households</p>		
<p><i>In the rows below, please include any additional indicators that were not captured above (please include the type of unit being reported).</i></p>			

Goal 6: Low-income people, especially vulnerable populations, achieve their potential by strengthening family and other supportive environments.

National Performance Indicator 6.3			A.) Number of Participants Enrolled in Program(s)	B.) Number of Participants Expected to Achieve Outcome in Reporting Period (Target)	C.) Number of Participants Achieving Outcome in Reporting Period (Actual)	D.) Percentage Achieving Outcome in Reporting Period [C / B = D]
Child and Family Development The number and percentage of all infants, children, youth, parents, and other adults participating in developmental or enrichment programs who achieve program goals, as measured by <u>one or more</u> of the following:		Guide Pages 43-49	(#)	(#)	(#)	(%)
I N F A N T S & C H I L D R E N	1. Infants and children obtain age-appropriate immunizations, medical and dental care	1.				
	2. Infant and child health and physical development are improved as a result of adequate nutrition	2.				
	3. Children participate in pre-school activities to develop school readiness skills	3.				
	4. Children who participate in pre-school activities are developmentally ready to enter Kindergarten or 1 st Grade (Pg.45)	4.				
Y O U T H	1. Youth improve physical health and development	1.				
	2. Youth improve social/emotional development	2.				
	3. Youth avoid risk-taking behavior for a defined period of time	3.				
	4. Youth have reduced involvement with the criminal justice system	4.				
	5. Youth increase academic, athletic or social skills for school success by participating in before or after school programs (Pg.45)	5.				
A D U L T S	1. Parents and other adults learn and exhibit improved parenting skills	1.				
	2. Parents and other adults learn and exhibit improved family functioning skills (Pg.45)	2.				
<i>In the rows below, please include any additional indicators that were not captured above.</i>						
Family Maintenance:(specify outcome)						

Agency Notes and Clarifications on Goal 6: Low-income people, especially vulnerable populations, achieve their potential by strengthening family and other supportive environments.

[See *Instructions*, pages 50-51]