



FY 09 CSBG Highlights

From the FY 2009 Community Services Block Grant Information System (CSBG IS) Survey

CSBG Network Participants from 50 states, Puerto Rico, and the District of Columbia

CSBG agencies provided services to 20.7 million low-income individuals:

- Nearly **5 million** children
- Nearly **2.3 million** seniors
- More than **1.7 million** people with disabilities
- More than **3.7 million** individuals who lacked health insurance



The CSBG Network reduced or eliminated 34.3 million conditions of poverty, as measured by outcomes such as:

- Gaining employment
- Building assets
- Improving child development

CSBG Network Resources

CSBG Adds Resources to the Community

- The CSBG Network's funding totaled nearly \$14.9 billion.
- Over \$622 million CSBG dollars supported the core activities of the state and local CSBG Network:

■ State ■ Local ■ Private ■ Value of Volunteer Hours



- For every CSBG \$1, the Network leveraged \$6.54 from state, local, and private sources, including the value of volunteer hours.
 - Including federal sources, the CSBG Network leveraged \$20.31 per \$1 of CSBG.
 - Including federal sources and all Recovery Act sources, the CSBG Network leveraged \$22.85 per \$1 of CSBG.



National Association for State Community Services Programs

www.nascsp.org • 202-624-5866



FY 09 CSBG Highlights

From the FY 2009 Community Services Block Grant Information System (CSBG IS) Survey

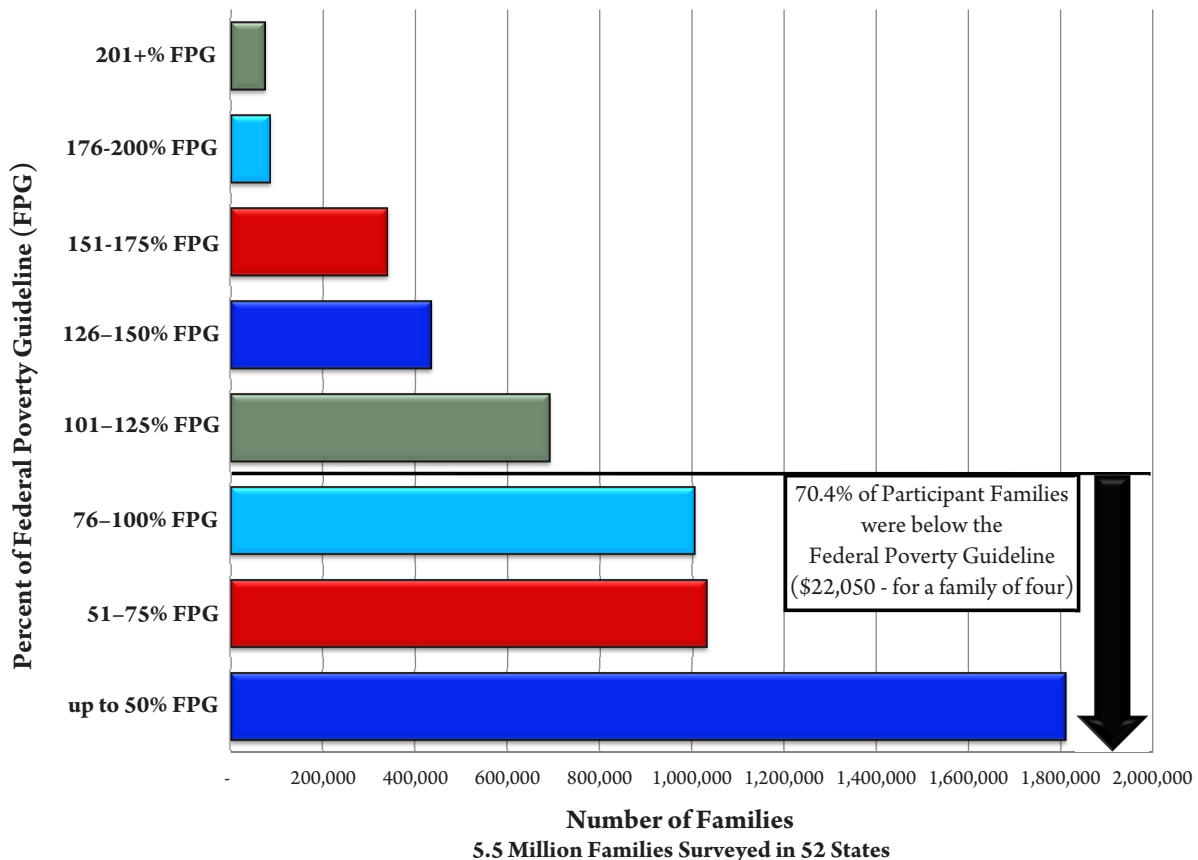
CSBG Network Participants

CSBG agencies provided services to 8.0 million low-income families:

- More than **3.8 million** families had incomes at or below the Federal Poverty Guideline, an increase of 14.1% over FY 2008.
- More than **1.8 million** families were in “severe poverty,” with incomes below 50% of the Federal Poverty Guideline, an increase of 16.5% over FY 2008.
- More than half of all families reporting income had employment-related sources, and nearly a third received Social Security.

Out of the 43.5 million Americans in poverty, the CSBG Network served 23% of individuals below poverty in FY 2009.

Poverty Status of CSBG Network Families:



National Association for State Community Services Programs

www.nascsp.org • 202-624-5866

FY 09 CSBG Highlights



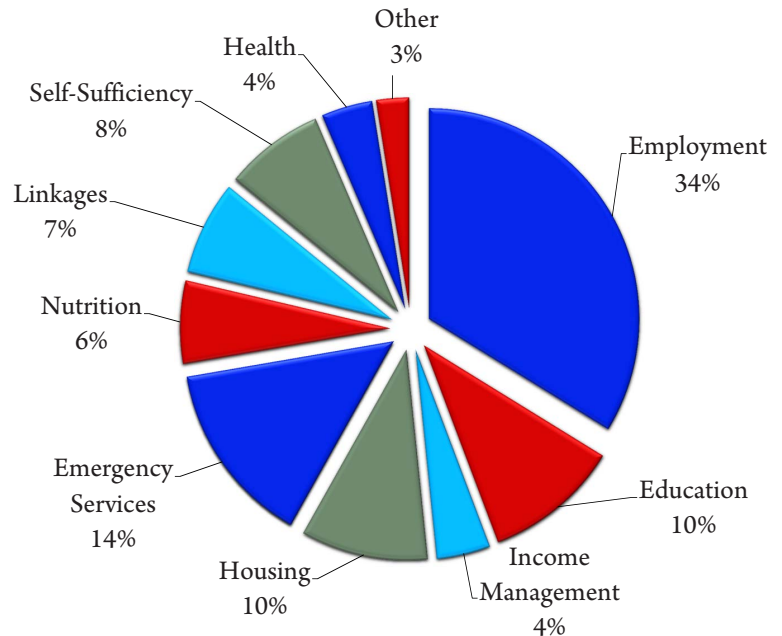
From the FY 2009 Community Services Block Grant Information System (CSBG IS) Survey

American Recovery and Reinvestment Act (Recovery Act)

**Total CSBG Recovery Act Award
Allocated to FY 2009: \$344 million***

**Total Other Recovery Act Awards
Allocated by CSBG Eligible Entities
in FY 2009: \$1.2 billion**

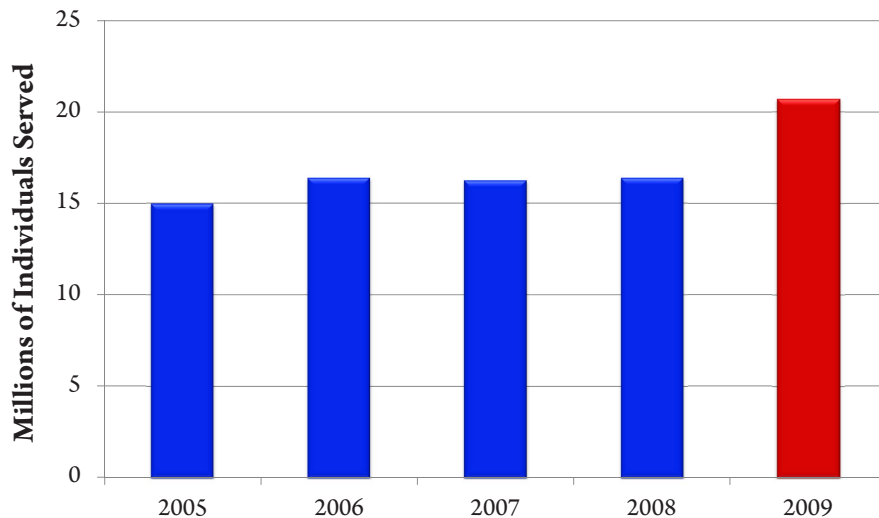
CSBG Network Uses of FY 2009 CSBG Recovery Act Funds:



In addition to 11% of regular CSBG funds, the CSBG Network used 34% of CSBG Recovery Act funds on employment initiatives including creating jobs and job training.

For the July-September 2010 quarter, the CSBG Network ranked 8th in jobs created and retained, among more than 200 Recovery Act programs.

Trends in the Number of Individuals Served by the CSBG Network:



As a result of increased funding from the Recovery Act in FY 2009, the CSBG Network was able to serve an additional 4.3 million individuals, an increase of 26.4% over FY 2008.



*The CSBG Recovery Act Award grant period allowed for expenditures from April 2009 through September 2010.

National Association for State Community Services Programs

www.nascsp.org • 202-624-5866



FY 09 CSBG Highlights

From the FY 2009 Community Services Block Grant Information System (CSBG IS) Survey

CSBG Network National Performance Outcomes

In FY 2009, the CSBG Network reduced or eliminated 34.3 million conditions of poverty, an increase of 20% over FY 2008. These conditions were measured by:

Gained Employment or Obtained Supports to Reduce or Eliminate Barriers to Employment

3.8 million Low-income participants in CSBG Network employment initiatives obtained supports which reduced or eliminated barriers to initial or continuous employment, acquired a job, obtained an increase in employment income, or achieved “living wage” employment and benefits.

Increased Economic Asset Enhancement and Utilization

1.1 million Low-income households achieved an increase in financial assets or financial skills as a result of CSBG Network assistance.

Improved Child and Family Development

3.6 million Infants, children, youth, parents, and other adults participated in developmental or enrichment programs facilitated by the CSBG Network and achieved program goals.

Secured Independent Living for Low-Income Vulnerable Populations

2.6 million Low-income vulnerable individuals received services from the CSBG Network and maintained an independent living situation as a result.

Obtained Supports to Reduce or Eliminate Barriers to Family Stability

2.4 million Low-income participants obtained supports which reduced or eliminated barriers to family stability through assistance from the CSBG Network.

Obtained Emergency Assistance

15.7 million Low-income individuals and families received emergency assistance from the CSBG Network.

Expanded Community Opportunities and Resources

3.8 million Community opportunities or resources were improved or increased for low-income people as a result of CSBG Network projects or initiatives, or advocacy with other public and private agencies.

Empowered Communities through Maximum Feasible Participation

1.3 million Community members and low-income people mobilized to engage in activities that support and promote their own well-being and that of their community as a direct result of CSBG Network initiatives.



National Association for State Community Services Programs

www.nascsp.org • 202-624-5866